



Burnishing Pads

Blue Star Diamond Technology

Formulated with a special bond that results in superior performance and leaves a beautiful shine. Integrate into the polishing process of a new floor, rejuvenate existing polished floors or quickly heat floors when applying guard. Can be used with most burnishers and scrubbers.



American Concrete Institute

Always advancing

A SPECIALTY COUNCIL OF THE

CONCRETE


POLISHING COUNCIL

AMERICAN SOCIETY OF CONCRETE CONTRACTORS

PRODUCT FEATURES

- High gloss
- Quickly cures guard
- Additional sizes available upon request

Item #	Pad Diameter	Description	Grit
9419	21"	DIAMOND BURNISHING PAD	400
9402	21"	DIAMOND BURNISHING PAD	800
9407	21"	DIAMOND BURNISHING PAD	1500
9412	21"	DIAMOND BURNISHING PAD	3000
9446	21"	DIAMOND BURNISHING PAD	8000
9417	27"	DIAMOND BURNISHING PAD	400
9404	27"	DIAMOND BURNISHING PAD	800
9409	27"	DIAMOND BURNISHING PAD	1500
9414	27"	DIAMOND BURNISHING PAD	3000
9448	27"	DIAMOND BURNISHING PAD	8000



BSDdiamond.com
BSDsales@BorideAbrasives.com

PHONE 231.929.2121
 TOLL FREE 800.662.0336
 FAX 231.943.2852





Made in the USA

BORIDE
 Engineered Abrasives

2615 Aero Park Drive | Traverse City, MI 49686

GRIND • HONE • POLISH • FINISH



			30	50	80	100	200	270	400	800	1500	3000	Concrete Hardness	
EASY EDGE	4"		◆	◆		◆		◆	◆				Soft Medium Hard Very Hard	
	5"		◆	◆		◆		◆	◆					
	6"		◆	◆		◆		◆	◆					
	7"		◆	◆		◆		◆	◆					
EDGE FLEX	5"		◆	◆		◆		◆	◆	◆	◆			
	7"		◆	◆		◆		◆	◆	◆	◆			
BSD CORNER TOOL	Triangle		◆		◆	◆		◆						
STANDARD Bond	PREMIUM TRANSITIONAL	3" NO Boss	◆	◆		◆	◆		◆					Soft Medium Hard
		3" WITH Boss	◆	◆		◆	◆		◆					
		2" NO Boss	◆	◆		◆	◆		◆	◆	◆			
		2" WITH Boss	◆	◆		◆	◆		◆	◆	◆			
4 SEG FIRST CUT	3" NO Boss		30/40	60/80	120/140								Hard	
	3" WITH Boss		30/40	60/80	120/140									
BSD	3" NO Boss	◆	◆	◆	◆	◆		◆	◆	◆			Soft Medium	
	3" WITH Boss	◆	◆	◆	◆	◆		◆						
Resins	3" (Dry and Wet)							◆	◆	◆	◆		Soft Medium Hard Very Hard	
	2" (Dry Only)							◆	◆	◆	◆			
BSD Power Trowel PAD	11"		◆	◆	◆	◆	◆		◆	◆	◆	◆	Soft Medium Hard Very Hard	
	14"		◆	◆	◆	◆	◆		◆	◆	◆	◆		
SOFT Bond	PREMIUM 8 SEGMENT	3" NO Boss	◆	◆		◆	◆						Very Hard	
		3" WITH Boss	◆	◆		◆	◆							
	4 SEG FIRST CUT	3" NO Boss		30/40	60/80	120/140								
		3" WITH Boss		30/40	60/80	120/140								
	BSD	3" NO Boss	◆	◆	◆	◆	◆		◆					Hard
		3" WITH Boss	◆	◆	◆	◆	◆		◆					

S

Soft Concrete
2-3 MOHS
< 3000 PSI

M

Medium Concrete
3-5 MOHS
3000-4000 PSI

H

Hard Concrete
5-7 MOHS
4500-6000 PSI

VH

Very Hard Concrete
7-9 MOHS
>6000 PSI

